

bs-0031R-A555

• Rabbit Anti-BTG2/TIS21 Polyclonal Antibody, Alexa Fluor 555 conjugated

Conjugated Primary Antibodies

Background:

BTG2 is a member of the BTG/Tob family. This family has structurally related proteins that appear to have antiproliferative properties. BTG2 is involved in the regulation of the G1/S transition of the cell cycle. It modulates transcription regulation mediated by ESR1 (referenced from Entrez Gene). BTG2 expression is induced in vivo during neurogenesis, and the gene is transiently expressed in vitro in rat pheochromocytoma PC12 cells after induction of neuronal differentiation by addition of nerve growth factor (NGF); suggesting that BTG2 is functionally significant during the neuronal differentiation process (PMID: 12360398).

Purification: Was purified by Protein A and peptide affinity chromatography.

Storage:

Prepared as lyophilized powder or liquid and shipped on ice. Store at -20°C for one year. Protect from light.

Reconstitution:

If the antibody is in liquid form, no reconstitution needed.

Reconstitution is only required for the lyophilized antibody. Please refer to the reconstitution instruction card in the package.

Size: 100ul or 100ug lyophilized

Concentration: 1ug/uL

Host: Rabbit

Reactivities:

Human, Mouse, Rat, Pig, Rabbit, Guinea Pig, G

Application:

- IF (1:100-500)
- Not yet tested in other applications. Optimal working dilutions must be determined by the end user.

Antibody Type: Polyclonal

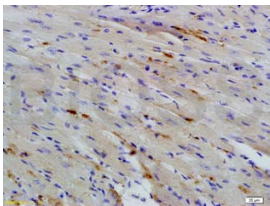
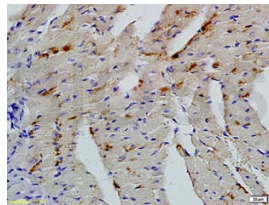
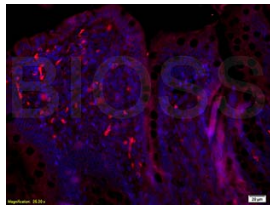
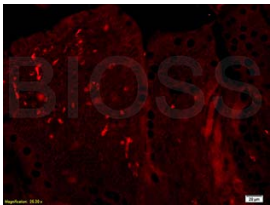
Isotype: IgG

Molecular Weight: 17kDa

Preservatives:

10ug/uL BSA and 0.1% NaN₃.

For research use only. CAUTION: Not for human or animal therapeutic or diagnostic use.



For full size images and description please click [HERE](#).