

bs-0109R-A555

• Rabbit Anti-Leptin receptor(long) Polyclonal Antibody, Alexa Fluor 555 conjugated

Conjugated Primary Antibodies

Background:

Leptin receptor (OB-R) is a type I cytokine receptor family protein with significant amino acid sequence identity with gp130, G-CSF receptor, and LIF receptor. An OB-R transcript encodes a soluble form of the receptor. The transcript was reported to be expressed predominantly in regions of the hypothalamus previously thought to be important in body weight regulation. OB-R binds leptin with high affinity and is a potent leptin antagonist. Human OB-R encodes a 1 165 amino acid residue precursor protein with a 22 amino acid residue signal peptide, an 816 amino acid residue extracellular domain, a 21 amino acid residue transmembrane domain and a 303 amino acid residue cytoplasmic domain.

Purification: Was purified by Protein A and peptide affinity chromatography.

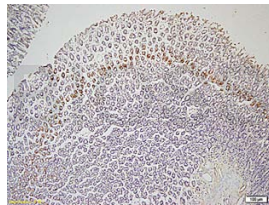
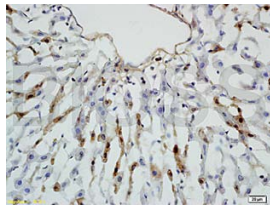
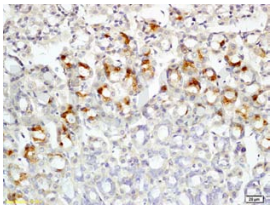
Storage:

Prepared as lyophilized powder or liquid and shipped on ice. Store at -20°C for one year. Protect from light.

Reconstitution:

If the antibody is in liquid form, no reconstitution needed.

Reconstitution is only required for the lyophilized antibody. Please refer to the reconstitution instruction card in the package.



For full size images and description please click [HERE](#).

Size: 100ul or 100ug lyophilized

Concentration: 1ug/uL

Host: Rabbit

Reactivities:

Human, Mouse, Rat, Dog, Pig, Cow, Sheep,

Application:

- IF(1:100-500)
- Not yet tested in other applications. Optimal working dilutions must be determined by the end user.

Antibody Type: Polyclonal

Isotype: IgG

Molecular Weight: 130kDa

Preservatives:

10ug/uL BSA and 0.1% NaN₃.

For research use only. CAUTION: Not for human or animal therapeutic or diagnostic use.