

bs-0181R-HRP

• Rabbit Anti-Nociceptin receptor Polyclonal Antibody, HRP conjugated

Conjugated Primary Antibodies

Background:

Nociceptin receptor Receptor for the neuropeptide nociceptin/orphanin FQ. Has a potential role in modulating a number of brain functions, including instinctive behaviors and emotions. The activity of this receptor is mediated by G proteins which inhibits adenylyl cyclase[subcellular location] integral membrane protein. Belongs to the G-protein coupled receptor 1 family.

Purification: Was purified by Protein A and peptide affinity chromatography.

Storage: Prepared as lyophilized powder or liquid and shipped on ice. Store at -20°C for one year.

Reconstitution:

If the antibody is in liquid form, no reconstitution needed.

Reconstitution is only required for the lyophilized antibody. Please refer to the reconstitution instruction card in the package.

Size: 100ul or 100ug lyophilized

Concentration: 1ug/uL

Host: Rabbit

Reactivities:

Human, Mouse, Dog, Pig, Cow, Horse, Guinea Pig, G

Application:

- WB(1:100-500)
- ELISA(1:500-1000)
- IHC-P(1:100-500)
- IHC-F(1:100-500)
- Not yet tested in other applications. Optimal working dilutions must be determined by the end user.

Antibody Type: Polyclonal

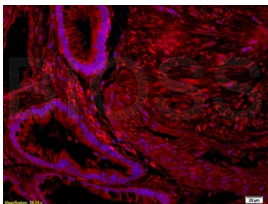
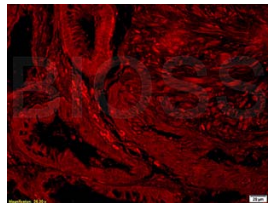
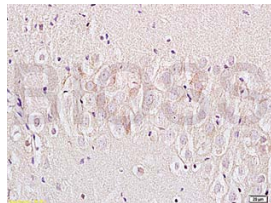
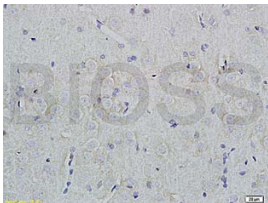
Isotype: IgG

Molecular Weight: 40kDa

Preservatives:

10ug/uL BSA and 0.01% Gentamicin.

For research use only. CAUTION: Not for human or animal therapeutic or diagnostic use.



For full size images and description please click [HERE](#).